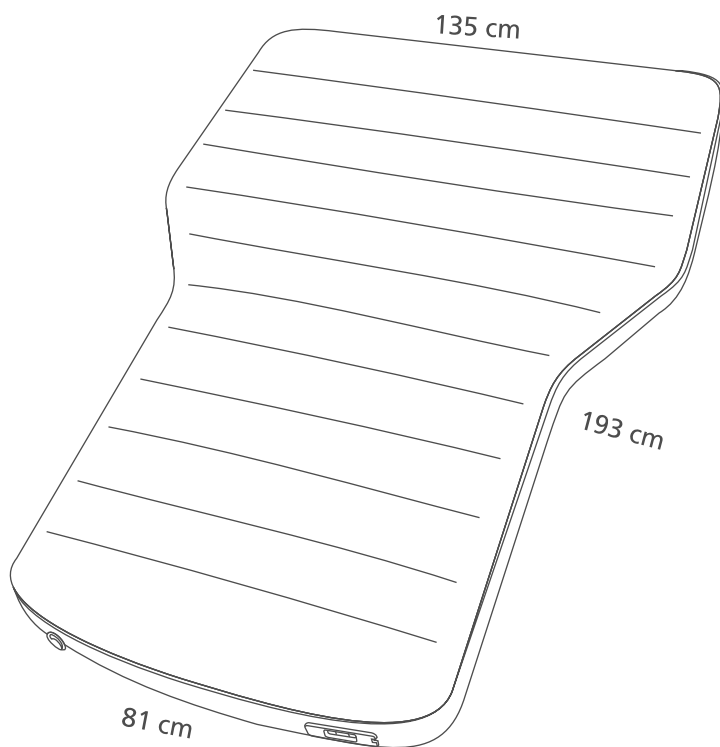


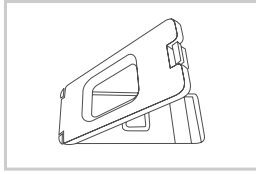
FOAM MATTRESS FOR TESLA MODEL Y

User manual

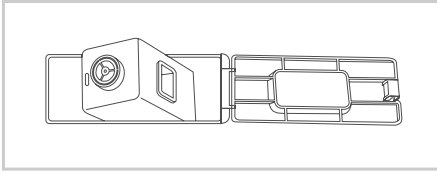


VELONOX

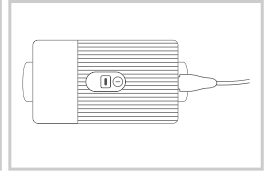
How to charge the electric pump



1. Open the cover



2. Take out the electric pump



3. Use the USB cable to charge

Charging time: approximately 2-3 hours.

The indicator light displays red while charging and switches to blue when charging is complete.

If the pump is unresponsive and the red light remains on, this indicates that the battery is low and needs recharging.

Care instructions

Before use, inspect the area beneath the mattress for any potential puncture hazards.

Use a ground cloth under the mattress when sleeping in a tent.

Do not use the mattress as a flotation device.

Do not expose the mattress to flames or sparks.

Do not use high-pressure pumps for inflation.

Do not leave the mattress inflated with closed valves in a car or tent on a hot day.

Remove the air pump if the mattress will not be used for an extended period of time.

Cleaning

Wipe the surface with a damp cloth.

For tougher stains, use a soft brush and mild detergent while the mattress is fully inflated.

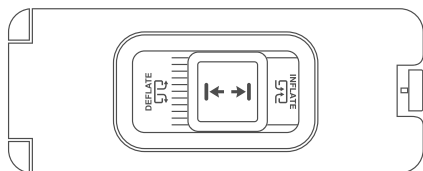
Do not soak the mattress in water.

Ensure the mattress is completely air-dried before storing.

Do not use bleach and fabric softeners. Do not iron.

Inflation/Deflation instructions

Original position

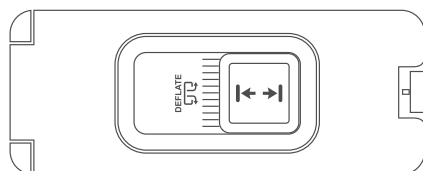


1. The picture shows the original state of the electric pump.
2. Unroll the mattress and ensure the valve next to the electric pump is closed before starting the inflation process.

If the pump is used continuously for more than 4 minutes, the overheating protection will automatically turn it off.

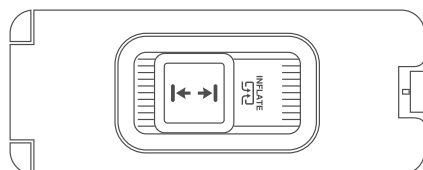
In case the electric pump is out of battery or not functioning, the manual valve can be used to both inflate and deflate the mattress.

How to inflate



1. Ensure the electric pump is fully charged.
2. Move the button to the "INFLATE" position. Once the mattress is fully inflated, return the button to its original position.

How to deflate

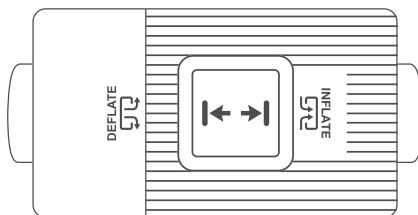


1. Move the button to the "DEFLATE" position to release the air.
2. After deflation, move the button back to its original position.

Folding instructions

1. Ensure the mattress is flat and fully deflated.
2. Roll up the mattress tightly.
3. Secure it with straps.
4. Store the mattress in the carrying bag.

Electric pump



Pressure	Flow	Input	Power	Noise	Size	Weight
$\geq 0.73\text{PSI}$	30L/min	5V-1A	25w	$\leq 80\text{dB}$	157*80*54 mm	250g



Wh-2400mAh Lithium Battery



For adult use only.

The mattress should be used in an environment between -20°C and 50°C .

Do not use continuously for more than 4 minutes. Allow at least 10 minutes for the pump to cool down before using it again.

Avoid direct sunlight and high-temperature environments. Keep away from water and liquids.